

Year 5 Learning projects

Below are a number of learning projects for you complete along with your English, Reading and Maths. Remember to share your work with us via the school's email or on twitter; @Year5_WLPS.

- Make biscuits and decorate them, make cakes or choose something you haven't made before and learn a new recipe Cooking with kids:

<https://www.bbcgoodfood.com/recipes/collection/kids-cooking>

<https://www.bettycrocker.co.uk/recipes/baking-with-kids>

<https://www.bakingmad.com/recipes/kids-baking>

Take a photo of what you have made – you could make your own recipe book and write out the recipe too.

- Have a look at Cosmic Kids Yoga





<https://www.youtube.com/user/CosmicKidsYoga>

Depending on how you are feeling, choose a video to follow. Some are only a couple of minutes long; some are up to 30 minutes and tell a detailed story as they go along.

- Use clean yoghurt pots, kitchen towel tubes, empty boxes etc and make a model You could make a car, a rocket, a submarine, a see saw or other things you'd find in a park. You could make a whole adventure playground.
- Make Your Own Dictionary:
Go through newspapers and magazines to find words starting with different letters of the alphabet and create your own book. Draw pictures to illustrate as many of the words as you can.
- Use: https://kids.kiddle.co/San_Andreas_Fault
What is the San Andreas fault?
How might it be dangerous for people living in California?
- Use <https://www.duolingo.com/> to expand your language speaking skills. You could use it to continue working on your Spanish or to explore a completely new language.

World War 2 Home Learning Project

In Summer Term, Year 5 would have been starting our Local History topic relating to World War 2.
How many of the projects below can you complete?

 <p>Research an aircraft, ship or tank that took part in WW2. Make a model, drawing or collage and don't forget to include a description.</p>	<p>Create a presentation about what you would pack if you were evacuated to another place today, giving your reasons for each item.</p> 	<p>Make a drawing, painting or collage using different materials that shows a scene from World War 2.</p>
 <p>Design and make a game involving facts about World War 2. (<i>board game, card game, memory game, observation game</i>)</p>	<p>Create a table and graph that compares the size of armies from different nations.</p>	<p>If you are able to, Interview a family member or someone you know who was alive during World War 2. What can you learn from them?</p>
<p>Make your own artefact from World War 2 – this could be a rationing book, an evacuation case, a model Anderson Shelter, soldier's helmet or a medal.</p> 	<p>Write an adventure story of a child during World War 2. (this could be turned into a book. It could also be set in a different country)</p>	<p>Create a fact-file about the life of a child in Birmingham during World War 2. This should contain facts about everyday life including evacuation, rationing, the Blitz. This could be done based on the above interview or through online research.</p>