

Year 2 – Home School Learning

Week beginning- 1.6.20



English



This week you will be creating your own news report about the Great Fire of London, as if you were an eyewitness at the time.

Watch this clip for research purposes.

<https://www.youtube.com/watch?v=IBnjixSPDHI>

Maths




Take a look at the Math's crib sheet to see how we teach it.

Multiplication

Ask an adult to read out the following times tables. How many can you get right? You could always challenge yourself and do it within a time limit.

1. $2 \times 5 =$
2. $10 \times 6 =$
3. $3 \times 5 =$
4. $8 \times 2 =$
5. $5 \times 7 =$
6. $10 \times 10 =$
7. $1 \times 2 =$
8. $5 \times 5 =$
9. $9 \times 10 =$
10. $3 \times 4 =$



What do you recall from last week?

Do the Great Fire of London quiz!

(see the attached PowerPoint)

Learning



Have a look at the artifacts and pictures of the Great Fire of London in this link:

<http://www.fireoflondon.org.uk/browse-the-collection/>

Sketch some of the items or have a go at recreating some of the artwork.

Use the sheet provided to plan your own news report. You will be commenting on what you experience, using all of your senses.



Also, remember to comment on the key facts using your notes from last week.

What happened?

When?

Where?

Multiplication

Use $<$ $>$ $=$ to complete the questions...

1. 5×4 4×5
2. 2×3 $3 + 3$
3. 1×10 $10 + 10$
4. 3×5 2×6

What is...
 $5 \times 5 + 10 \times 2 =$

Turn this addition into a multiplication...
 $5 + 5 + 5 + 5 =$

Mrs Tipler has 35 apples. She shares them between 7 children. How many apples do they get each?
(Show your working out)




What do you think it would be like to be a firefighter in

Printing

There are several ways to experiment with 'printing' at home without needing too many resources.

1) take a piece of bubble wrap and some paints. Paint flame shapes onto the bubble wrap then press a piece of paper on top, when you lift it up you will see a print of the flames.

2) Squirt some shaving foam into a tray then smooth it with a ruler or something with a flat edge. Paint onto the foam with a paintbrush, be gentle! Then place paper on top of the

<p>Why?</p>	<p>How many petals altogether?</p>  <p>Write the calculation.</p>	<p>1666? What equipment would they use?</p> <p>Research the vehicles that they had.</p> <p>Draw a picture of a firefighter from 1666 and another picture of a firefighter from today. Label your pictures.</p>	<p>foam and gently lift it up to reveal a print.</p> <p>Use these ideas to create a fire or flame picture.</p>
<p>Now, begin drafting your report.</p> <p>Remember, you are there at the scene so the year is 1666.</p> <p>You are on Pudding Lane, in London.</p> <p>Try to include powerful vocabulary to engage your reader.</p>	<p><u>Division</u></p> <p>Have a go at answering these division calculations. You can always draw a picture to help you or turn them into a multiplication if you find that easier. Remember, where you place the whole in a multiplication calculation is different to division.</p> <ol style="list-style-type: none"> 1. $10 \div 2 =$ 2. $15 \div 3 =$ 3. $20 \div 4 =$ 4. $10 \div 5 =$ 5. $12 \div 2 =$ 	<p>What materials were houses made out of in 1666?</p> <p>Why did this help the fire spread so quickly?</p> <p>Design a safer house that would stop the fire spreading so quickly. What materials would you use? Label your house with the different materials that you have used.</p>	<p>Games from 1666</p> <p>Children who lived in the time of the Great fire of London lived a very different life to us and played different games.</p> <p>Research these games and choose your favourite. You could look online with an adult or ask a parent if they know what these games are.</p> <p>Quoits Nine pins Blind man's bluff Hoops and sticks</p> <p>Now have a go at creating and playing a game from 1666!</p>
<p>Edit your first draft, focusing on key words that you can up level. For example,</p> <p>Hot > burning> stifling ...</p> <p>Smell > aroma> stench...</p> <p>Cry > scream >shriek</p>	<p><u>Division</u></p> <p>Can you solve this problem? There is more than 1 answer.</p> <p>Fraser went to a bicycle show.</p> <p>At the show there were some tricycles (with 3 wheels) and bicycles (with 2 wheels).</p> <p>He counted 25 wheels altogether.</p> <p>How many bicycles and how many tricycles were there?</p>	<p>Research the different jobs that people used to have in 1666.</p> <p>Write about the job that you would like to have had and why.</p> <p>How are they different to the jobs we have today?</p> <p>Use the supporting worksheet about jobs to help you.</p>	<p>As you know, the Great fire started in a bakery on Pudding Lane. Today you will have a go at baking some traditional cakes. You will need an adult to support you with the oven.</p> <p>Use this recipe to make cakes similar to the ones made in London in 1666.</p> <p>http://cookit.e2bn.org/historycookbook/964-fire-of-london-cakes.html</p>

I hope you enjoy eating them!

Have a look at the pictures of children in the English column.

Can you make your own costume using clothes you have around the house?

Draw an outline of a person and then draw the clothes that children would have worn in 1666.

If you have any scraps of material or a craft box at home you could add some to your picture.

In the fire of london people left their houses as they were in danger. They took some of their special personal items with them as they didn't want to lose them. Some of them even buried food!

If you could choose three special things to take with you what would they be and why? Write sentences to explain this.

Fractions

Using pictures or a fraction tree find the answers to these questions...

Half of 8 =
Half of 12 =
Half of 4 =
Half of 40 =
Quarter of 8 =
Quarter of 16 =
 $\frac{3}{4}$ of 20 =
A third of 12 =

Odd One Out

Now, it's time to present your report!

Spend some time rehearsing before performing to members of your family. You might like to record to view and share later. Good luck!

Why not dress up like a boy or girl from that era before you begin.

Here are some ideas:



Or if you were really wealthy...



Good luck!

Please email your videos and reports to us, so that we can share them on the Year 2 Twitter page.

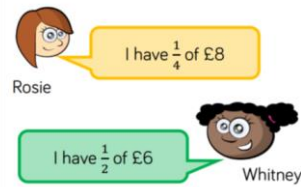
Annie has some gummy bears.

She circles half of them.



How many gummy bears did she have at the start?

Who has more? Explain why.



Downloadable resource packs which cover a range of subjects, including reading and writing.

<https://classroomsecrets.co.uk/free-home-learning-packs/>

One free audio book reading is available to listen to every day.

<https://www.worldofdavidwalliams.com/elevenses/>

Downloadable resource packs with tasks based on video clips on YouTube.

<https://www.literacyshedplus.com/en-gb/browse/free-resources/key-stage-2-activity-packs>

A new image is published each day as a basis for creative writing. Story starters, questions and drawing ideas are provided.

<https://www.pobble365.com/>

Free during the school closure period. Each week, a selection of daily activities is produced on different subjects, including comprehension and grammar.

<https://2simple.com/purple-mash/>

Maths

Use this for any extra week you might want to do aside from what we have set above. Downloadable resource packs with teacher guidance. A week's worth of resources is provided for each year group.

<https://www.hamilton-trust.org.uk/blog/learning-home-packs/>

Downloadable guidance and resource packs for parents and pupils.

Explore this site, clicking on different links provide many different resources such as online games e.g. times tables and offline activities to do in your home.

<https://nrich.maths.org/>

A range of interactive maths games categorised by age group.

<https://www.topmarks.co.uk/maths-games>

An excellent resource for Maths ideas. There are presentations and downloadable workbooks which are easy to use for parents. New material is being released each week.

<https://whiterosemaths.com/homelearning/>

Science

Beginning April 20th there will be interactive resources covering the primary science curriculum.

<https://www.bbc.co.uk/bitesize/primary>

A great online resource bank containing resources such as time lapse videos of experiments, discovery packs, activity sheets etc.

<https://www.stem.org.uk/primary-science>