






Year 2 – Home School Learning

Week beginning- 13.4.20

<h2>English</h2> 	<h2>Maths</h2> 	<h2>Topic</h2> 	<h2>Creative Learning</h2> 
<p>What did you see on your walk today? Create a mind map using expanded noun phrases</p> 	<p>Capacity & Volume Gather some measuring jugs, bowls or see through containers. Ask someone in the family to fill them up with water to differing amounts. Using the vocabulary below label each container.</p> <p>Vocabulary: Full, Empty, Nearly Full, Nearly Empty, Half Full, Quarter Full, Three Quarters Full.</p> <p>Challenge: Can you put the containers in order from least full to most full.</p>	<p>What living things did you see on your walk today or in your garden?</p> <p>Draw and label a picture of all the living things that you saw. e.g trees, plants, flowers, birds, squirrels etc</p>	<p>Paint, draw, chalk or collage a picture of something you saw on your walk today.</p> <p>It could be something in nature or something man-made.</p> <p>Can you experiment with texture, colours and styles of art within your work?</p>
<p>Using yesterday's mind map, write a description of your local area</p> <p>i.e. All around me I could see <u>tall, towering trees</u>, <u>swaying in the warm, gentle breeze</u>...</p>	<p>Capacity & Volume</p> <p><i>Capacity is the total amount of fluid that can be contained in a container and the word we use when we are measuring liquids.</i></p> <p>Complete page 6 on crazy capacities using the link below.</p> <p>https://www.mathematics mastery.org/wp-content/uploads/2020/03/Learner_Maths_Y2_W9-10.pdf</p>	<p>Using ideas from yesterday can you create a food chain and label them using key words.</p> <p>Producer, Consumer, Prey, Predator.</p> <p>E.G Grass – Rabbit – Fox Producer – Consumer – Predator.</p>	<p>If you have a garden use some paint brushes and water to create a picture on the fence or patio.</p> <p>Inside you could do this with a big piece of cardboard from a box.</p> <p>Add chalk and experiment with your pictures.</p>
<p>Word of the day:</p> <p>'devoured' – to eat with speed, hungrily</p> <p>Write 5 interesting sentences using today's word.</p>	<p>Capacity & Volume</p> <p>Complete page 7 on crazy capacities 2 using the link below.</p> <p>For an extra challenge try page 8.</p>	<p>Go outside for a walk or in your garden and create a senses chart.</p> <p>What can you see? What can you hear? What can you smell? What can you touch?</p> <p>If you repeat it again the next day can you hear, see, smell</p>	<p>Make a bird feeder to hang in out garden, on a balcony or out of your window.</p> <p>Watch this clip on Youtube to show you how.</p> <p>https://youtu.be/7yV6V6rtptyc You will need:</p>

<p>Mum stared at the hungry children, as they devoured the delicious, cheesy pizza.</p>	<p>https://www.mathematicsmastery.org/wp-content/uploads/2020/03/Learner_Maths_Y2_W9-10.pdf</p>	<p>the same things or has it changed? Can you identify the different birds you can hear?</p>	<p>A bottle Seeds Sticks Twine or string Scissors</p>
<p>Write 5 questions and punctuate them with a question mark at the end.</p> <p>What is your favourite food?</p> <p>Which season do you like the best?</p>	<p>Capacity & Volume</p> <p><i>Volume is the amount of 3D space an object occupies or takes up.</i></p> <p>Either in the bath or in a tub outside, grab some containers and play around filling them with water or sand. Will the volume of water or sand from one container fill another container? Which one has the greatest volume? Which container has the smallest volume? Order a selection of containers based on their volume.</p>	<p>http://www.bbc.co.uk/gardening/gardening_with_children/</p> <p>Use this website to complete a range of indoor and outdoor activities. You could make a daisy chain. Go on a garden treasure hunt. Build a wormery. Make a bird feeder.</p>	<p>Make your own lunch or help with dinner today.</p> <p>With supervision choose a recipe and help to chop, peel and cook vegetables to have with your meal.</p> <p>You could make a fruit salad or fruit kebab.</p> <p>Take pictures of what you make to share with us on Twitter or send them to the school website.</p>
<p>Write your weekly diary entry:</p> <p>The best thing about my week was ...</p> <p>What I found most challenging this week was ...</p> <p>Next week, I am looking forward to ...</p>	<p>Capacity & Volume</p> <p>Grab a measuring jug and look at the scale on the side. We measure liquid in Millilitres and Litres. Find out how many millilitres are in 1 litre.</p> <p>Have a go at filling the jug to different measurements.</p> <p>Now fill your jug up to these measurements: 100ml, 300ml, 700ml 550ml, 850ml, 1000ml</p> <p>Which measurement shows the largest and the smallest?</p> <p>Challenge: Can you order the amounts from smallest to largest? What do you notice about the numbers?</p>	<p>Can you label all the different parts of a plant and include the words... root, leaves, stem, Flower.</p> <p>Use the website below to help. https://www.bbc.co.uk/teach/class-clips-video/science-ks1-ks2-ivys-plant-workshop-parts-of-a-plant/zvdkpg8</p>	<p>Create a flower and label it using what you have learnt in topic today.</p> <p>You could draw or paint it. Or perhaps use some recycling to make a 3D model of a flower.</p>

Useful Websites

English

Letters and Sounds document. Scroll down to Phase 5 and Phase 6 for activities and learning. The appendix also has spelling word ideas for common exception words and phonics.

https://assets.publishing.service.gov.uk/government/uploads/system/uploads/attachment_data/file/190599/Letters_and_Sounds_-_DFES-00281-2007.pdf

Phonics Play – Use games in Phase 5 and 6.

<https://www.phonicsplay.co.uk/>

Listen to a wide range of stories all for Free while schools are closed.

<https://stories.audible.com/start-listen>

Access to masterclasses on texts from a range of authors, including videos from the authors and activities linked to novels.

<https://authorfy.com>

Downloadable resource packs which cover a range of subjects, including reading and writing.

<https://classroomsecrets.co.uk/free-home-learning-packs/>

One free audio book reading is available to listen to every day.

<https://www.worldofdavidwalliams.com/elevenses/>

Downloadable resource packs with tasks based on video clips on YouTube.

<https://www.literacyshedplus.com/en-gb/browse/free-resources/key-stage-2-activity-packs>

A new image is published each day as a basis for creative writing. Story starters, questions and drawing ideas are provided.

<https://www.pobble365.com/>

Free during the school closure period. Each week, a selection of daily activities is produced on different subjects, including comprehension and grammar.

<https://2simple.com/purple-mash/>

Maths

Use this for any extra week you might want to do aside from what we have set above. Downloadable resource packs with teacher guidance. A week's worth of resources is provided for each year group.

<https://www.hamilton-trust.org.uk/blog/learning-home-packs/>

Downloadable guidance and resource packs for parents and pupils.

https://www.mathematicsmastery.org/wp-content/uploads/2020/03/Learner_Maths_Y2_W9-10.pdf

Explore this site, clicking on different links provide many different resources such as online games e.g. times tables and offline activities to do in your home.

<https://nrich.maths.org/>

A range of interactive maths games categorised by age group.

<https://www.topmarks.co.uk/maths-games>

An excellent resource for Maths ideas. There are presentations and downloadable workbooks which are easy to use for parents. New material is being released each week.

<https://whiterosemaths.com/homelearning/>

Science

Beginning April 20th there will be interactive resources covering the primary science curriculum.

<https://www.bbc.co.uk/bitesize/primary>

A great online resource bank containing resources such as time lapse videos of experiments, discovery packs, activity sheets etc.

<https://www.stem.org.uk/primary-science>