

English Week Beginning 22.6.20

We are going to be reading Jack and The Beanstalk and completing some follow up activities based on this.

Monday

Read the story of Jack and The Beanstalk - **watch on Video 1** or **read story on print out Story1**

Once you have listened to the story or read it yourself:

Your task today is to complete a **Story Review**.

Using the story frame record:

The Main Character

The Setting

First, Second, Last events



Alternative versions of the story

https://www.youtube.com/watch?v=_VCpAYajmvo

<https://www.youtube.com/watch?v=zurz-pL-uzw>

https://www.youtube.com/watch?v=9LoN_TUyvwg - BBC Teach Version 45 mins in total

Tuesday

Today's task is to make a **FOR SALE** poster


Jack's mum sent Jack to sell their cow at market.

Jack needs a poster to tell the people at the market about his cow - he doesn't want anyone to have his cow so he's not going to make her sound too amazing.

Draw a picture of the cow, use adjectives to describe her and describe what she does. **Use a capital letter, finger spaces, adjective and full stop in each sentence.**

Remember an adjective is a describing word - it can describe what a character looks like and what type of person they are.

For Sale



Black and white cow for sale.
She is very friendly and good company.
She feeds on green grass.
She doesn't produce much milk!

Wednesday

Jack was given magic beans for his cow.

What happened when his magic beans were thrown out of the window?

Today **'If I had a magic bean...'**

Draw pictures and label what you would like to happen if you had a magic bean.



Thursday

Today you are going to climb the magic beanstalk like Jack did and think about what you can see when you reach the top.

Imagine you are Jack. Use your senses to describe what you can see, hear, smell, touch when you reach the top.

Use

I can see...

I can hear...

Add adjectives and a conjunctions where possible.

Jack and The Beanstalk

Imagine you are Jack and you have just climbed to the top of the beanstalk.



As I climb up onto the last leaf I pull myself up. I take a good look around. I can't believe my eyes...

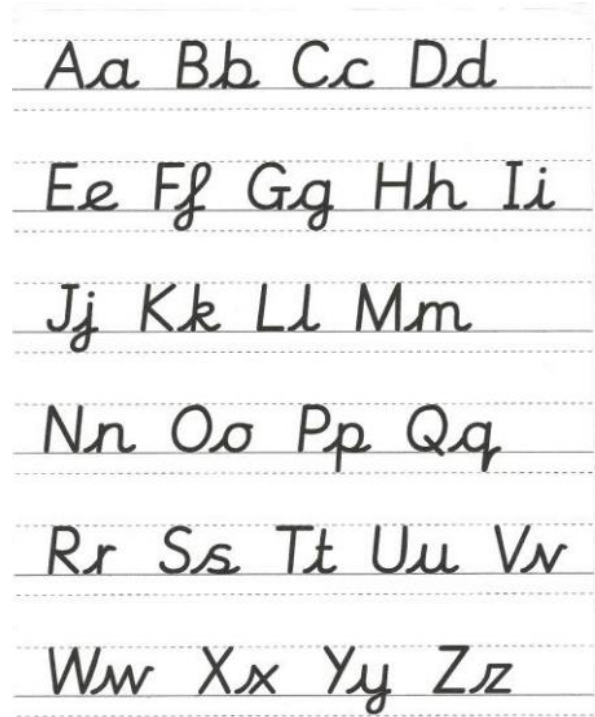

I can see ...
I can hear ...
I feel ...
I can smell ...

Friday

Today we will be practising our cursive handwriting.

To begin with make sure you are sitting comfortably at a table and are using a sharpened pencil.

Follow the example given below.



Remember to sweep up from the line

Jack and The Beanstalk

The sentences are all mixed up.
They need a capital letter and full stop.
Write the sentences out correctly.



1. Went Jack to market

2. mad. Was mum Jack's

3. huge giant The roared.

4. the climbed He beanstalk.

5. Harp played The sweetly.

Extra activities:

<https://www.bbc.co.uk/teach/class-clips-video/english-ks1-jack-and-the-beanstalk-home/zff42sg>

BBC Teach version of the story - separate video clips

<https://www.bbc.co.uk/teach/school-radio/music-jack-and-the-beanstalk-index/z7jq8xs>

Music videos to accompany the BBC Teach version of the story

Practice common exception words

Write a list of nouns and verbs from the story

Build a beanstalk out of junk modelling

Make puppets for the story

Year 1 and 2 Common Exception Words

Year 1

the	they	one
a	be	once
do	he	ask
to	me	friend
today	she	school
of	we	put
said	no	push
says	go	pull
are	so	full
were	by	house
was	my	our
is	here	
his	there	
has	where	
I	love	
you	come	
your	some	

Year 2

door	gold	plant	clothes
floor	hold	path	busy
poor	told	bath	people
because	every	hour	water
find	great	move	again
kind	break	prove	half
mind	steak	improve	money
behind	pretty	sure	Mr
child	beautiful	sugar	Mrs
children	after	eye	parents
wild	fast	could	Christmas
climb	last	should	everybody
most	past	would	even
only	father	who	
both	class	whole	
old	grass	any	
cold	pass	many	